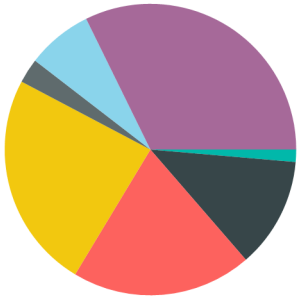
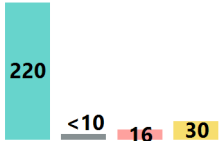
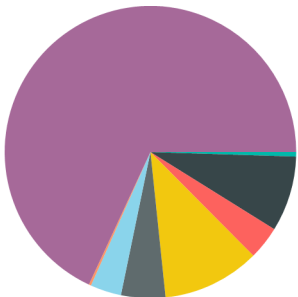
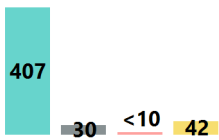
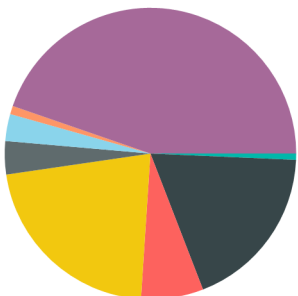
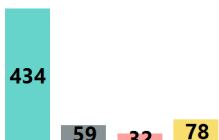
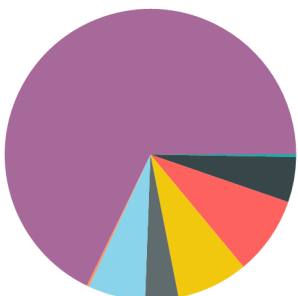
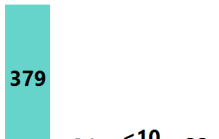


## Grad Cohorts by School, Demographic Descriptors

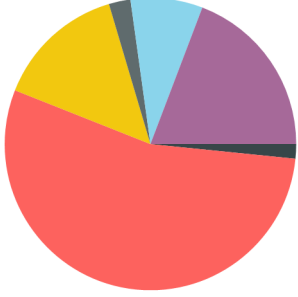
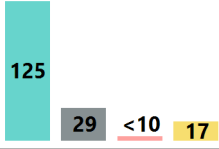
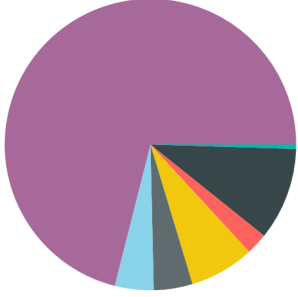
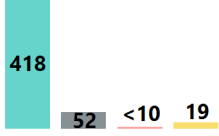
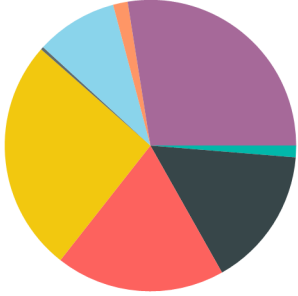

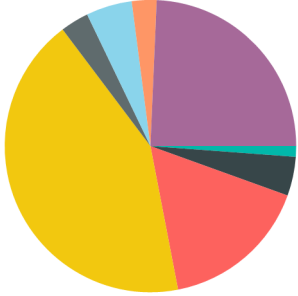
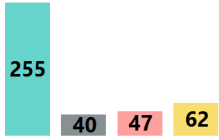
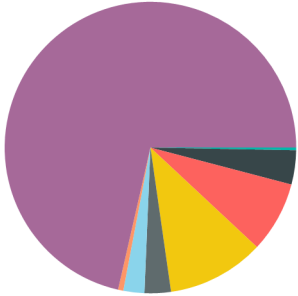
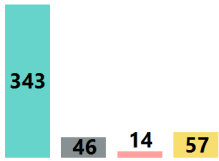
School and Year	Four-Year Cohort Makeup by Race	Other Descriptors
<p style="text-align: center;"><b>Benson 2017-18</b></p> <p>Cohort Size: 220 Grad Rate: 87%</p>	 <ul style="list-style-type: none"> <li><span style="color: teal;">■</span> American Indian/Alaska Native</li> <li><span style="color: darkgrey;">■</span> Asian</li> <li><span style="color: red;">■</span> Black/African American</li> <li><span style="color: yellow;">■</span> Latino</li> <li><span style="color: darkgrey;">■</span> Multi-Racial (Asian/White Only)</li> <li><span style="color: lightblue;">■</span> Multi-Racial (Other Ancestries)</li> <li><span style="color: orange;">■</span> Native Hawaiian/Pacific Islander</li> <li><span style="color: purple;">■</span> White</li> </ul>	<ul style="list-style-type: none"> <li><span style="color: yellow;">■</span> Special Ed</li> <li><span style="color: red;">■</span> LEP</li> <li><span style="color: darkgrey;">■</span> Late Joiners</li> <li><span style="color: teal;">■</span> All Students</li> </ul> 
<p style="text-align: center;"><b>Cleveland 2017-18</b></p> <p>Cohort Size: 407 Grad Rate: 91%</p>	 <ul style="list-style-type: none"> <li><span style="color: teal;">■</span> American Indian/Alaska Native</li> <li><span style="color: darkgrey;">■</span> Asian</li> <li><span style="color: red;">■</span> Black/African American</li> <li><span style="color: yellow;">■</span> Latino</li> <li><span style="color: darkgrey;">■</span> Multi-Racial (Asian/White Only)</li> <li><span style="color: lightblue;">■</span> Multi-Racial (Other Ancestries)</li> <li><span style="color: orange;">■</span> Native Hawaiian/Pacific Islander</li> <li><span style="color: purple;">■</span> White</li> </ul>	<ul style="list-style-type: none"> <li><span style="color: yellow;">■</span> Special Ed</li> <li><span style="color: red;">■</span> LEP</li> <li><span style="color: darkgrey;">■</span> Late Joiners</li> <li><span style="color: teal;">■</span> All Students</li> </ul> 
<p style="text-align: center;"><b>Franklin 2017-18</b></p> <p>Cohort Size: 434 Grad Rate: 83%</p>	 <ul style="list-style-type: none"> <li><span style="color: teal;">■</span> American Indian/Alaska Native</li> <li><span style="color: darkgrey;">■</span> Asian</li> <li><span style="color: red;">■</span> Black/African American</li> <li><span style="color: yellow;">■</span> Latino</li> <li><span style="color: darkgrey;">■</span> Multi-Racial (Asian/White Only)</li> <li><span style="color: lightblue;">■</span> Multi-Racial (Other Ancestries)</li> <li><span style="color: orange;">■</span> Native Hawaiian/Pacific Islander</li> <li><span style="color: purple;">■</span> White</li> </ul>	<ul style="list-style-type: none"> <li><span style="color: yellow;">■</span> Special Ed</li> <li><span style="color: red;">■</span> LEP</li> <li><span style="color: darkgrey;">■</span> Late Joiners</li> <li><span style="color: teal;">■</span> All Students</li> </ul> 
<p style="text-align: center;"><b>Grant 2017-18</b></p> <p>Cohort Size: 379 Grad Rate: 93%</p>	 <ul style="list-style-type: none"> <li><span style="color: teal;">■</span> American Indian/Alaska Native</li> <li><span style="color: darkgrey;">■</span> Asian</li> <li><span style="color: red;">■</span> Black/African American</li> <li><span style="color: yellow;">■</span> Latino</li> <li><span style="color: darkgrey;">■</span> Multi-Racial (Asian/White Only)</li> <li><span style="color: lightblue;">■</span> Multi-Racial (Other Ancestries)</li> <li><span style="color: orange;">■</span> Native Hawaiian/Pacific Islander</li> <li><span style="color: purple;">■</span> White</li> </ul>	<ul style="list-style-type: none"> <li><span style="color: yellow;">■</span> Special Ed</li> <li><span style="color: red;">■</span> LEP</li> <li><span style="color: darkgrey;">■</span> Late Joiners</li> <li><span style="color: teal;">■</span> All Students</li> </ul> 

Beginning in the 2013-14 reporting year, Graduation includes both Modified and Regular Diplomas. Prior to 2013-14, only Regular Diplomas were included in Graduation.

Late Joiners are students who first enrolled in PPS after their ninth grade year.

Economically Disadvantaged data are not comparable across years or across districts, due to the use of Community Eligibility Provisioning.

## Grad Cohorts by School, Demographic Descriptors

School and Year	Four-Year Cohort Makeup by Race	Other Descriptors
<p><b>Jefferson 2017-18</b></p> <p>Cohort Size: 125 Grad Rate: 84%</p>	 <ul style="list-style-type: none"> <li><span style="color: teal;">■</span> American Indian/Alaska Native</li> <li><span style="color: black;">■</span> Asian</li> <li><span style="color: red;">■</span> Black/African American</li> <li><span style="color: yellow;">■</span> Latino</li> <li><span style="color: grey;">■</span> Multi-Racial (Asian/White Only)</li> <li><span style="color: lightblue;">■</span> Multi-Racial (Other Ancestries)</li> <li><span style="color: orange;">■</span> Native Hawaiian/Pacific Islander</li> <li><span style="color: purple;">■</span> White</li> </ul>	<ul style="list-style-type: none"> <li><span style="color: yellow;">■</span> Special Ed</li> <li><span style="color: red;">■</span> LEP</li> <li><span style="color: grey;">■</span> Late Joiners</li> <li><span style="color: teal;">■</span> All Students</li> </ul> 
<p><b>Lincoln 2017-18</b></p> <p>Cohort Size: 418 Grad Rate: 94%</p>	 <ul style="list-style-type: none"> <li><span style="color: teal;">■</span> American Indian/Alaska Native</li> <li><span style="color: black;">■</span> Asian</li> <li><span style="color: red;">■</span> Black/African American</li> <li><span style="color: yellow;">■</span> Latino</li> <li><span style="color: grey;">■</span> Multi-Racial (Asian/White Only)</li> <li><span style="color: lightblue;">■</span> Multi-Racial (Other Ancestries)</li> <li><span style="color: orange;">■</span> Native Hawaiian/Pacific Islander</li> <li><span style="color: purple;">■</span> White</li> </ul>	<ul style="list-style-type: none"> <li><span style="color: yellow;">■</span> Special Ed</li> <li><span style="color: red;">■</span> LEP</li> <li><span style="color: grey;">■</span> Late Joiners</li> <li><span style="color: teal;">■</span> All Students</li> </ul> 
<p><b>Madison 2017-18</b></p> <p>Cohort Size: 309 Grad Rate: 83%</p>	 <ul style="list-style-type: none"> <li><span style="color: teal;">■</span> American Indian/Alaska Native</li> <li><span style="color: black;">■</span> Asian</li> <li><span style="color: red;">■</span> Black/African American</li> <li><span style="color: yellow;">■</span> Latino</li> <li><span style="color: grey;">■</span> Multi-Racial (Asian/White Only)</li> <li><span style="color: lightblue;">■</span> Multi-Racial (Other Ancestries)</li> <li><span style="color: orange;">■</span> Native Hawaiian/Pacific Islander</li> <li><span style="color: purple;">■</span> White</li> </ul>	<ul style="list-style-type: none"> <li><span style="color: yellow;">■</span> Special Ed</li> <li><span style="color: red;">■</span> LEP</li> <li><span style="color: grey;">■</span> Late Joiners</li> <li><span style="color: teal;">■</span> All Students</li> </ul> 
<p><b>Roosevelt 2017-18</b></p> <p>Cohort Size: 255 Grad Rate: 70%</p>	 <ul style="list-style-type: none"> <li><span style="color: teal;">■</span> American Indian/Alaska Native</li> <li><span style="color: black;">■</span> Asian</li> <li><span style="color: red;">■</span> Black/African American</li> <li><span style="color: yellow;">■</span> Latino</li> <li><span style="color: grey;">■</span> Multi-Racial (Asian/White Only)</li> <li><span style="color: lightblue;">■</span> Multi-Racial (Other Ancestries)</li> <li><span style="color: orange;">■</span> Native Hawaiian/Pacific Islander</li> <li><span style="color: purple;">■</span> White</li> </ul>	<ul style="list-style-type: none"> <li><span style="color: yellow;">■</span> Special Ed</li> <li><span style="color: red;">■</span> LEP</li> <li><span style="color: grey;">■</span> Late Joiners</li> <li><span style="color: teal;">■</span> All Students</li> </ul> 
<p><b>Wilson 2017-18</b></p> <p>Cohort Size: 343 Grad Rate: 90%</p>	 <ul style="list-style-type: none"> <li><span style="color: teal;">■</span> American Indian/Alaska Native</li> <li><span style="color: black;">■</span> Asian</li> <li><span style="color: red;">■</span> Black/African American</li> <li><span style="color: yellow;">■</span> Latino</li> <li><span style="color: grey;">■</span> Multi-Racial (Asian/White Only)</li> <li><span style="color: lightblue;">■</span> Multi-Racial (Other Ancestries)</li> <li><span style="color: orange;">■</span> Native Hawaiian/Pacific Islander</li> <li><span style="color: purple;">■</span> White</li> </ul>	<ul style="list-style-type: none"> <li><span style="color: yellow;">■</span> Special Ed</li> <li><span style="color: red;">■</span> LEP</li> <li><span style="color: grey;">■</span> Late Joiners</li> <li><span style="color: teal;">■</span> All Students</li> </ul> 

Beginning in the 2013-14 reporting year, Graduation includes both Modified and Regular Diplomas. Prior to 2013-14, only Regular Diplomas were included in Graduation.

Late Joiners are students who first enrolled in PPS after their ninth grade year.

Economically Disadvantaged data are not comparable across years or across districts, due to the use of Community Eligibility Provisioning.

## Grad Cohorts by School, Demographic Descriptors

School and Year	Four-Year Cohort Makeup by Race	Other Descriptors
<p><b>Alliance 2017-18</b></p> <p>Cohort Size: 116 Grad Rate: 29%</p>	<ul style="list-style-type: none"> <li><span style="color: #008080;">■</span> American Indian/Alaska Native</li> <li><span style="color: #333333;">■</span> Asian</li> <li><span style="color: #FF0000;">■</span> Black/African American</li> <li><span style="color: #FFD700;">■</span> Latino</li> <li><span style="color: #666666;">■</span> Multi-Racial (Asian/White Only)</li> <li><span style="color: #ADD8E6;">■</span> Multi-Racial (Other Ancestries)</li> <li><span style="color: #FFA07A;">■</span> Native Hawaiian/Pacific Islander</li> <li><span style="color: #800080;">■</span> White</li> </ul>	<ul style="list-style-type: none"> <li><span style="color: #FFD700;">■</span> Special Ed</li> <li><span style="color: #FF0000;">■</span> LEP</li> <li><span style="color: #666666;">■</span> Late Joiners</li> <li><span style="color: #008080;">■</span> All Students</li> </ul>
<p><b>MLC 2017-18</b></p> <p>Cohort Size: 26 Grad Rate: 58%</p>	<ul style="list-style-type: none"> <li><span style="color: #008080;">■</span> American Indian/Alaska Native</li> <li><span style="color: #333333;">■</span> Asian</li> <li><span style="color: #FF0000;">■</span> Black/African American</li> <li><span style="color: #FFD700;">■</span> Latino</li> <li><span style="color: #666666;">■</span> Multi-Racial (Asian/White Only)</li> <li><span style="color: #ADD8E6;">■</span> Multi-Racial (Other Ancestries)</li> <li><span style="color: #FFA07A;">■</span> Native Hawaiian/Pacific Islander</li> <li><span style="color: #800080;">■</span> White</li> </ul>	<ul style="list-style-type: none"> <li><span style="color: #FFD700;">■</span> Special Ed</li> <li><span style="color: #FF0000;">■</span> LEP</li> <li><span style="color: #666666;">■</span> Late Joiners</li> <li><span style="color: #008080;">■</span> All Students</li> </ul>
<p><b>Trillium 2017-18</b></p> <p>Cohort Size: 25 Grad Rate: 52%</p>	<ul style="list-style-type: none"> <li><span style="color: #008080;">■</span> American Indian/Alaska Native</li> <li><span style="color: #333333;">■</span> Asian</li> <li><span style="color: #FF0000;">■</span> Black/African American</li> <li><span style="color: #FFD700;">■</span> Latino</li> <li><span style="color: #666666;">■</span> Multi-Racial (Asian/White Only)</li> <li><span style="color: #ADD8E6;">■</span> Multi-Racial (Other Ancestries)</li> <li><span style="color: #FFA07A;">■</span> Native Hawaiian/Pacific Islander</li> <li><span style="color: #800080;">■</span> White</li> </ul>	<ul style="list-style-type: none"> <li><span style="color: #FFD700;">■</span> Special Ed</li> <li><span style="color: #FF0000;">■</span> LEP</li> <li><span style="color: #666666;">■</span> Late Joiners</li> <li><span style="color: #008080;">■</span> All Students</li> </ul>
<p><b>Unassigned 2017-18</b></p> <p>Cohort Size: 248 Grad Rate: 20%</p>	<ul style="list-style-type: none"> <li><span style="color: #008080;">■</span> American Indian/Alaska Native</li> <li><span style="color: #333333;">■</span> Asian</li> <li><span style="color: #FF0000;">■</span> Black/African American</li> <li><span style="color: #FFD700;">■</span> Latino</li> <li><span style="color: #666666;">■</span> Multi-Racial (Asian/White Only)</li> <li><span style="color: #ADD8E6;">■</span> Multi-Racial (Other Ancestries)</li> <li><span style="color: #FFA07A;">■</span> Native Hawaiian/Pacific Islander</li> <li><span style="color: #800080;">■</span> White</li> </ul>	<ul style="list-style-type: none"> <li><span style="color: #FFD700;">■</span> Special Ed</li> <li><span style="color: #FF0000;">■</span> LEP</li> <li><span style="color: #666666;">■</span> Late Joiners</li> <li><span style="color: #008080;">■</span> All Students</li> </ul>
<p><b>DISTRICTWIDE 2017-18</b></p> <p>Cohort Size: 3305 Grad Rate: 80%</p>	<ul style="list-style-type: none"> <li><span style="color: #008080;">■</span> American Indian/Alaska Native</li> <li><span style="color: #333333;">■</span> Asian</li> <li><span style="color: #FF0000;">■</span> Black/African American</li> <li><span style="color: #FFD700;">■</span> Latino</li> <li><span style="color: #666666;">■</span> Multi-Racial (Asian/White Only)</li> <li><span style="color: #ADD8E6;">■</span> Multi-Racial (Other Ancestries)</li> <li><span style="color: #FFA07A;">■</span> Native Hawaiian/Pacific Islander</li> <li><span style="color: #800080;">■</span> White</li> </ul>	<ul style="list-style-type: none"> <li><span style="color: #FFD700;">■</span> Special Ed</li> <li><span style="color: #FF0000;">■</span> LEP</li> <li><span style="color: #666666;">■</span> Late Joiners</li> <li><span style="color: #008080;">■</span> All Students</li> </ul>

Beginning in the 2013-14 reporting year, Graduation includes both Modified and Regular Diplomas. Prior to 2013-14, only Regular Diplomas were included in Graduation.

Late Joiners are students who first enrolled in PPS after their ninth grade year.

Economically Disadvantaged data are not comparable across years or across districts, due to the use of Community Eligibility Provisioning.